
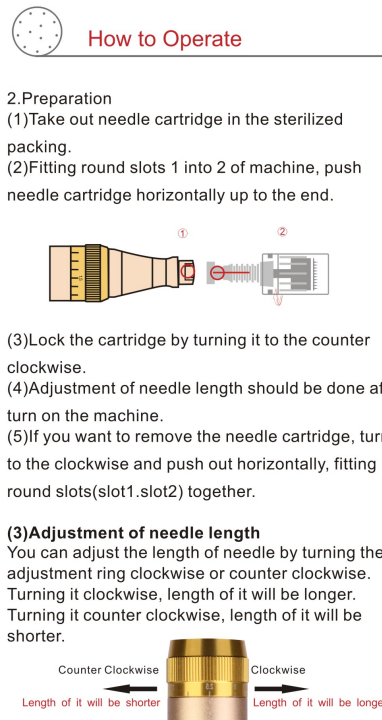
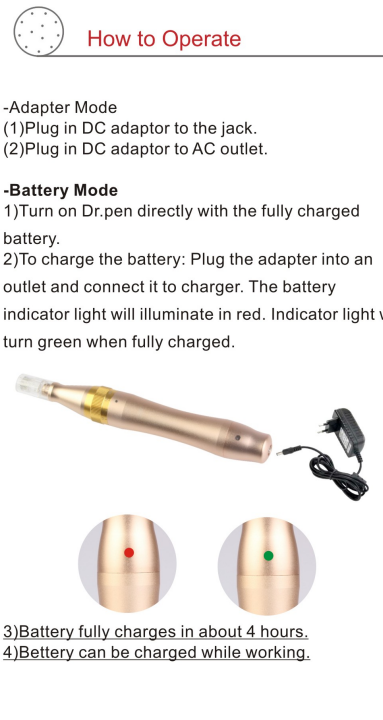




# ULTIMA M5-W

## User Manual



### Parts Name

### How to Operate

### How to Operate

### How to Operate

**1.Object**  
Apparatus for applying a Micro-needle Therapy by vibration.

**2.Performance**  
A device for puncturing skin-penetrating drugs or cosmetics supports with a micro-needle guided between extended and retracted positions.

**3.Classifications**  
-Type of protection against electric shock: Class II Equipment  
-Degree of protection against electric shock: Floating Applied Part  
-Degree of protection against the ingress of water: Ordinary equipment(IPX0)  
-Mode of operation: Continuous operation

**1.Adapter Mode**  
(1)Plug in DC adaptor to the jack.  
(2)Plug in DC adaptor to AC outlet.

**-Battery Mode**  
1)Turn on Dr.pen directly with the fully charged battery.  
2)To charge the battery: Plug the adapter into an outlet and connect it to charger. The battery indicator light will illuminate in red. Indicator light will turn green when fully charged.

3)Battery fully charges in about 4 hours.  
4)Bettery can be charged while working.

2.Preparation  
(1)Take out needle cartridge in the sterilized packing.  
(2)Fitting round slots 1 into 2 of machine, push needle cartridge horizontally up to the end.

(3)Lock the cartridge by turning it to the counter clockwise.  
(4)Adjustment of needle length should be done after turn on the machine.  
(5)If you want to remove the needle cartridge, turn it to the clockwise and push out horizontally, fitting round slots(slot1.slot2) together.

**(3)Adjustment of needle length**  
You can adjust the length of needle by turning the adjustment ring clockwise or counter clockwise. Turning it clockwise, length of it will be longer. Turning it counter clockwise, length of it will be shorter.

**3.Adjustment of speed and needle length**  
**(1)Adjustment of Speed and ON/OFF**

**(2) 5 speed level control**

Pressing the switch 2 seconds to open the device. It starts from the lowest speed to highest speed when you turn on the power firstly. The speed cycles low to high. Please press the switch 2 seconds when you need to stop the device.

The flicker frequency of light faster, the speed is higher

**4.Specification**  
1)Product name: Auto-stamp Motorized Meso Machine  
2)Model name: Ultima M5  
3)Adapter: 5V, 1000mA  
4)Weight: Main body 76g  
5)Size: 150\*23 (mm)

**Warranty**

	Please be sure to read instructions before use and follow as described.
	<b>Do not apply it to the man as follow:</b> 1. Who has acute disease or bloody disease over 38 °C 2. Who has allergy and hemophilia 3. Who has melanosis of the face 4. Who has high internal heat 5. Who regularly visits hospital 6. Who takes medicines 7. Who is under 12 years old
	Do not use it on the power other than AC 220V. It may cause fires or malfunction.
	Do not use it near the place with high temperature, dust or humidity (Near the humidifier).It may cause malfunction.
	Do not repair, disassemble or alter the controller and the body. It may cause malfunction.
	Do not touch the device or detach the power cords with wet hands. It may cause electric shock.
	Do not use the stripped cord or propped cord. It may cause fires(Be sure to replace it with another).
	Do not use the propped cord which has crack or scares. It may cause scares on the skin.
	When you don't use it for a long time, unplug it from the outlet.
	Be sure to have an inspection for test. If any troubles are found, get it repaired.
	No one other than the operator can touch it. It may cause accidents or malfunction.

**Maintenance**

1. The period when the parts of Dr.pen is 6 months after stopping of the production of the parts.  
2. We offer free repair to our products within 600 hours basis(warranty) from the day they are purchased. If any of our products has damages or natural trouble, we offer repairs or replacements.  
3. If they are included in the following problems, you have to pay for the repair even during warranty period.

- Troubles due to a user's careless treatment, voluntary repair or alteration
- Trouble due to the repairs by a man other than the technician from a dealer shop or the customer center appointed by manufacturer
- Troubles or damages due to shocks while in movement
- Trouble due to the accessories or options not appointed by manufacturer

**1.General maintenance**  
-Keep it with its power off. Wipe its surface out with a dry cloth.  
-Keep it away from direct sunlight or high temperature and humidity.  
-Do not leave the measurement, repair or alter of the device to non-professional staff.

**2.Routine inspection**  
-Make sure to inspect the device and adapter before use.  
-When you use the device which has not been used for a long time, make sure to check if it works properly with safety.

# ULTIMA M5-W

## User Manual

### Reference Chart

REGION	THIN SKIN	THICK SKIN
Forehead	0.25-0.5mm	0.5-0.75mm
Between Eyebrow	0.25-0.5mm	0.5-1.0mm
Nose	0.25mm	0.5mm
Eye Area	0.25mm	0.25-0.5mm
Cheek Bone	0.5mm	0.5-1.0mm
Check and Chin	0.5-1.0mm	1.0-2.0mm
Upper Lip	0.25mm	0.25-0.75mm
Facial Scarring	1.0-1.25mm	1.5-2.0mm
Stretch Mark	1.5-2.0mm	1.5-2.0mm
Surgical & Burn Scars	2.0-2.5mm	

### Precaution

	Alternating current		Serial No
	Direct current		EU Representative
	Class II equipment		CE mark
	Attention, consult accompanying documents		Manufacturer
	Date of manufacture		Floating applied part

### Packing list

Host	1 pcs
Cartridges	2 pcs 12 pins
Manual	1 pcs
Adapter	1 pcs